



# WirelessKable

AeroLiNK Solution

February 2, 2023



*This document is a strictly confidential communication to and solely for the use of the recipient and may not be reproduced or circulated without WirelessKable Inc. prior written consent. If you are not the intended recipient, you may not disclose or use the information in this documentation in any way. The information is not intended as an offer or solicitation with respect to the purchase or sales of any security.*

*Ce document est une communication strictement confidentielle à et uniquement pour l'usage du destinataire et ne peut être reproduit ou diffusé sans le consentement écrit préalable de WirelessKable Inc. Si vous n'êtes pas le destinataire prévu, vous ne pouvez en aucun cas divulguer ou utiliser les informations contenues dans cette documentation. L'information n'est pas conçue comme une offre ou une sollicitation concernant l'achat ou la vente de tout titre.*

# WirelessKable AeroLiNK

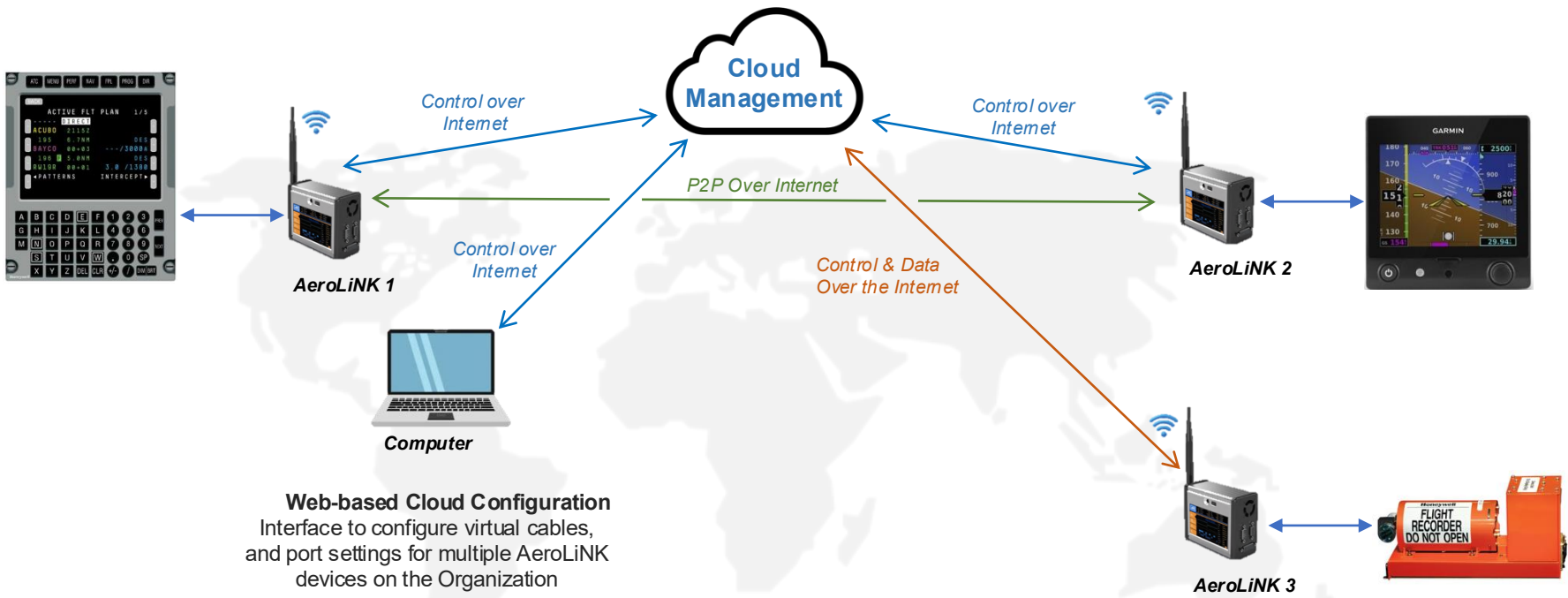


- 2 x ARINC 429 Tx / Rx High-Speed / Low-Speed
- 2 x ARINC 717 Tx / Rx High-Speed / Low-Speed
- 1 x ARINC 825 CAN Aerospace
- 1 x ARINC 664 AFDX
- 2 Factor Authentication
- Encrypted Communication


- 4 x Discrete Input 4 x Discrete Output / 1 Relay SPDT
- 2 x DAC / 2 x ADC
- 1 x RS232 / 1 x RS485
- 1 x Ethernet
- 2 Factor Authentication
- Encrypted Communication

# AeroLiNK - Connectivity Solution

- Send a AeroLiNK to any location in the world and connect them to the desired ports of the device you need to control to accelerate the system integration process
- Define and enable the virtual cables in Cloud; the connection between devices works like a physical cable connection between e.g. ARINC 429, ARINC 717, ARINC 825 (CAN), ARINC 664 (AFDX), RS232, RS485
- Due to **TransProtocol** technology, multiple virtual cable combinations are possible. e.g. ARINC 429, to RS232



# AeroLiNK - Kable Definition Example

WirelessKable Inc.John Doe JD


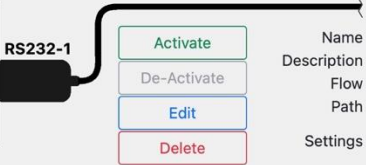


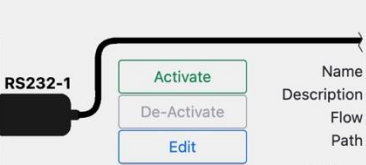


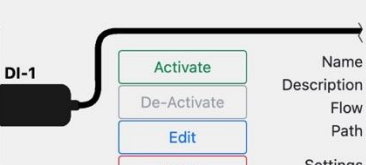


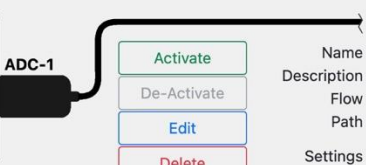

Devices

**Kables**

My Account

Organization

Admin


 <p>WKC2209001 - DEV 1</p> <p>RS232-1</p>	 <p>Activate De-Activate Edit Delete</p>	<p>Name Test 1</p> <p>Description RS232 to RS232</p> <p>Flow ↔</p> <p>Path Auto</p> <p>Settings S110,7,N,1 D110,7,N,1</p>	 <p>WKCYYMM000 - DEV 2</p> <p>RS232-1</p>
 <p>WKC2209001 - DEV 1</p> <p>RS232-1</p>	 <p>Activate De-Activate Edit Delete</p>	<p>Name Test 2</p> <p>Description RS232 to RS485</p> <p>Flow ↔</p> <p>Path Cloud</p> <p>Settings S115200,8,N,1 D115200,8,N,1</p>	 <p>WKCYYMM000 - DEV 2</p> <p>RS485-1</p>
 <p>WKC2209001 - DEV 1</p> <p>DI-1</p>	 <p>Activate De-Activate Edit Delete</p>	<p>Name Test 3</p> <p>Description Discrete to Relay</p> <p>Flow ↔</p> <p>Path Cloud</p> <p>Settings S115200,8,N,1 D115200,8,N,1</p>	 <p>WKCYYMM000 - DEV 2</p> <p>RELAY-1</p>
 <p>WKC2209001 - DEV 1</p> <p>ADC-1</p>	 <p>Activate De-Activate Edit Delete</p>	<p>Name Test 4</p> <p>Description ADC to DAC</p> <p>Flow →</p> <p>Path Cloud</p> <p>Settings S115200,8,N,1 D115200,8,N,1</p>	 <p>WKCYYMM000 - DEV 2</p> <p>DAC-1</p>

+

© Copyright WirelessKable Inc. All Rights Reserved.

Page - 4

Proprietary information of WirelessKable Inc.

WirelessKable 

- Product Price
- Product Specifications
- 3D STEP model
- Installation Manual
- Qualification Test Report
- Product Sample
- Or for any other information

Please send us a request at: [sales@wirelesskable.com](mailto:sales@wirelesskable.com)

Or call us at: +1 (514) 400 7188